




Traffic Directors Amber LEDs


- 12vdc (24Vdc available - call factory)
- Encapsulated LED panels - high density or low density
- Aluminum housing with top/bottom/back T-slot mounting
- 4-Pattern controller (supplied) left/right/wig-wag/center-out
- Dimensions: 2 5/8" H x 1 7/8" D
- Twist-lock disconnect cable sold separately (see chart below)



Extreme Fleet (High Density Panel)



Fleet (Low Density Panel)



51000 Series High Density LED Panels		
Model #	Length	Total # of Panels
51000	24"	4
51003	30"	6
51031	36"	8
51008	42"	8
51041	48"	10
51013	54"	10
51016	60"	12
51019	66"	12
51022	72"	16
51025	78"	16
51028	84"	18
51032	90"	18
51035	96"	18

51000 Series Low Density LED Panel		
Model #	Length	Total # of Panels
51038	24"	4
51046	30"	6
51051	36"	8
51056	42"	8
51061	48"	10
51065	54"	10
51074	60"	12
51077	66"	12
51082	72"	16
51085	78"	16
51088	84"	18
51091	90"	18
51094	96"	18

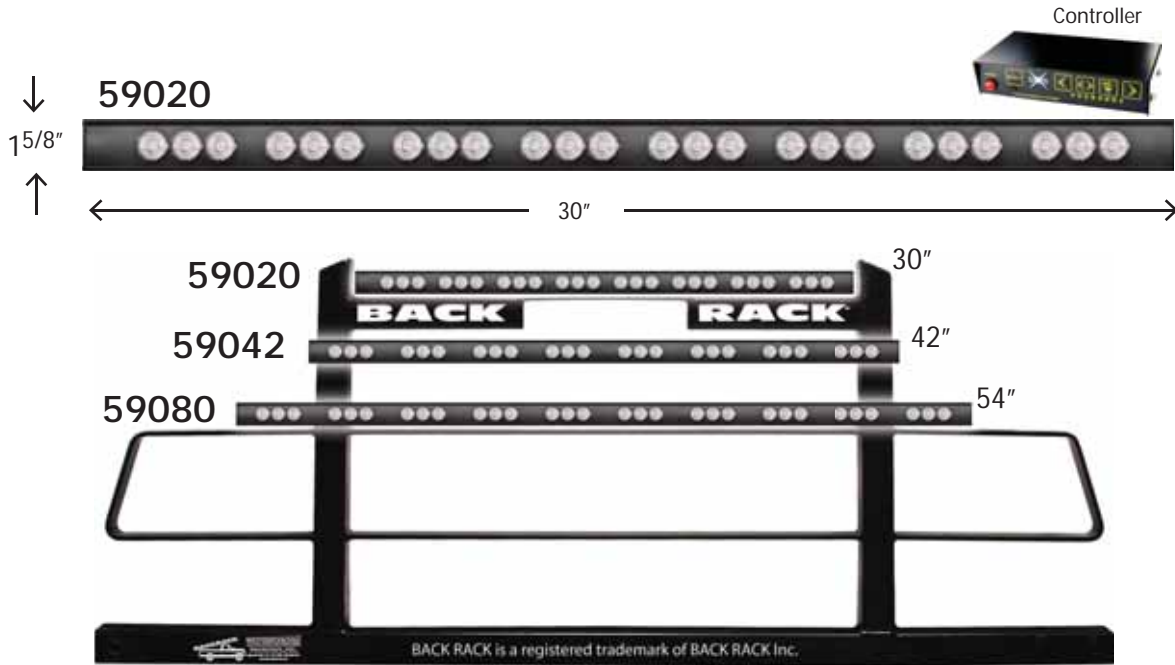
Cable #	Length
77200	20'
77201	30'
77202	40'
77203	50'
77204	60'



Traffic Directors

Hi Power Amber LEDs

- 12vdc
- Encapsulated LED panels (3x 1-Watt LEDs/panel)
- Aluminum housing supplied with T-slot bracket mounts
- 4-Pattern controller (supplied) left/right/wig-wag/center-out
- Dimensions: 1 5/8" H x 1 7/8" D
- Twist-lock disconnect cable sold separately (see chart below)



59000 Series			
Model #	Length	# of Panels	Total # LEDs
59010	24"	4	12
59020	30"	8	24
59000	36"	8	24
59042	42"	8	24
59050	48"	10	30
59080	54"	10	30
59100	60"	12	36
59120	66"	12	36
59140	72"	14	42
59160	78"	14	42
59180	84"	16	48
59200	90"	16	48
59220	96"	16	48

Cable #	Length
77200	20'
77201	30'
77202	40'
77203	50'
77204	60"

